




April 2009  
A Parent Resource From  
Bel Air UMC



## Instill a Deep Love for God's Word

During Jesus' earthly ministry, he encouraged people to bring their children to him, and he praised the qualities of childlike faith. More than 50% of Christians choose to follow Jesus between ages 5 and 9. So it's never too early to nurture this most important relationship. And you don't need a theology degree to help your children love the Bible. Here are some easy steps to spark a passion for Scripture:

**Provide age-appropriate resources.** Look for books and materials that encourage spiritual development. Take advantage of your local and church libraries, as well as experts at Christian bookstores.



**Read to children and let them see you reading the Bible.** Reading aloud is one of the best things parents can do for their children's development. So why not use that one-on-one time to read from God's Word? Also, model a love for Scripture by letting children see you read (and live) it regularly.

**Partner with your local church.** Parents and churches can work together to help children discover God's message of love and salvation. Talk to your pastor or children's pastor for ideas about nurturing your children's relationship with God.

**Adapt as your children grow.** Watch for cues that children have outgrown Bible storybooks. After reading with your older children, ask questions that encourage them to dig deeper into God's Word.

### The Good Book

In national surveys of adults, the Barna Group found:

- Most Christian adults rated themselves as strong in relationships but below average in Bible knowledge.
- Two-thirds of adults said they accept six well-known Bible accounts as literal truth. These include God creating the world in six days, Moses parting the Red Sea, Daniel surviving in the lions' den, David slaying Goliath, Jesus walking on water, and Jesus rising from the dead.

## PowerSource



### Ask God:

1. To give your children a hunger for his Word.
2. To help your children hide his Word in their hearts (see Psalm 119:11).
3. To help family members apply the Bible to their daily lives.

### Parenting Insights

Use these age-appropriate ideas from *Children's Ministry Magazine* to help tailor the Bible's message to your children's learning skills:

#### Ages 2 to 5

Preschoolers' attention span is only two to 10 minutes. They learn by touching objects and by repetition. Paraphrase Bible stories and highlight only main points.

#### Ages 6 to 9

By this age, children's attention span is 10 to 20 minutes. They think concretely and focus on people's actions. Provide more details and then let children share the passage in their own words.

#### Ages 10 to 12

By this age, most children have heard many Bible stories a lot. They need to know, "So what?" Offer modern-day applications because children learn more when they see how God's Word applies to them personally.

## OpenTheBook

"Your word is a lamp to guide my feet and a light for my path.... The teaching of your word gives light, so even the simple can understand."

Psalm 119:105, 130

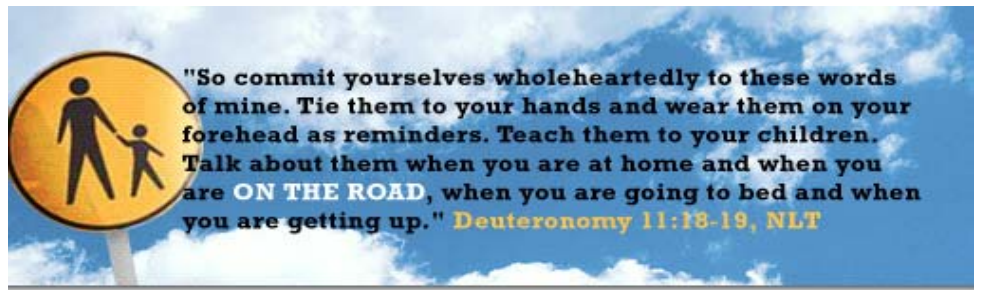
The Bible shows us the way to heaven, as well as the way to live here on earth. Use every opportunity to introduce your children to God's Word.

### Teachable Moments

1. **"The B-I-B-L-E"**—Many children absorb new information quickly through music. Plus, it's fun! At home or in the car, sing songs about Bible people and events. Many praise lyrics come directly from Scripture verses.



2. **Hide God's Word in Your Hearts**—If you want your children to memorize Bible passages, start simple and keep it fun. For longer Bible passages, family members can each memorize a different section.
3. **Act It Out**—If your children enjoy playing pretend and dress up, encourage them to act out various Bible stories. Read directly from the Bible and then help children search for fun props (a stuffed whale for Jonah, building blocks for the wall of Jericho, a doll for the baby Jesus, and so on).



The above passage from Deuteronomy is a command but also a wonderful privilege. As you teach your children about God and his Word, use these discussion-starters:

1. Why do you think God gave us the Bible? What makes it so special and important?
2. How do you know that everything in the Bible is true?
3. How can we use the Bible to get to know God better? How can we use the Bible to help us know how to live?
4. What are some of your favorite Bible verses or stories, and why? How can you share these with other people?

## Family Experience: Bible Exploration


During an evening together, dive into God's Word with these ideas from Group's *Hands-On Bible*.

- **The Ultimate Group Project**—The Bible was written by more than 40 people over 1,500 years in three different languages. Yet it fits together perfectly! What if your family decided to write a book and each person got a chapter? What would you each write about? It would be interesting, but it wouldn't fit together like a story. Ask family members to each write (or tell) a description of the same movie. Then compare what everybody wrote. How close or different are the descriptions? Now read examples of how different Bible writers presented the same event. Read Matthew 3:13-17; Mark 1:9-11; and Luke 3:21-22.
- **It's Knot a Problem**—Without the Bible, it's impossible to know how to live a life that pleases God. Together, read 2 Timothy 3:16 once or twice. Have everyone try writing (or saying) the verse in their own words. Next, take a one-foot length of rope or clothesline. Say, "I'm going to hold one end of the rope in each hand and tie a knot without letting go of the ends. It seems impossible, right?" Let family members try to come up with a solution. After a few minutes, lay the rope out straight on a table. Cross your arms over your chest, then lean over and pick up the ends of the rope with your arms still crossed. Then unfold your arms to reveal the tied knot. Say, "With God's guidance in the Bible, it's possible to make good decisions. The Bible teaches us to do what's right."



# ANNOUNCING VBS 2009

**CROCODILE DOCK...**



**WHERE FEARLESS KIDS  
SHINE GOD'S LIGHT**

**June 22-26  
9AM-Noon**

**Registrations Open  
Sunday, April 5, 2009**

**Ages 3 (Must Have Attended One  
Year of Preschool Or Structured  
Day Care)-Grade 5  
\$20.00 Per Child**

**Registrations Available  
At BAUMC or On The Web  
[www.baumc.com](http://www.baumc.com)**

**Registrations Close As  
Classes Are Filled**

## Mark Your Calendar

FOCUS ON FAMILY™  
**FOCUS ON PARENTING™**  
Simulcast Conference

November 7, 2009

**Equipping Your  
Kids to Know  
and Serve God.**

## At Bel Air UMC

You'll find everything you need to face the joys and challenges of parenting with confidence. You'll find everything you need to help your family thrive—every step of the way!






**Focus on Parenting®**, brings together the experiences of Ron Luce, Kate Gosselin (of *Jon & Kate Plus8*), Mark Holmen, Lysa TerKeurst, and Bob Waliszewski to bring you the most collectively broad panel of wisdom and knowledge for raising Godly children than any other single-day event ever offered.

Saturday, November 7, join **Focus on the Family®**, the premier parenting ministry, as parents, church leaders, and the world's most respected voices gather together to offer wisdom about:

- equipping parents to know and serve God
- learning together how to experience the beauty of God's design for family
- building effective safeguards in the home
- instilling Christ-like character in your children
- being salt and light in your family's community

**Watch For  
More Info To Come!**

# April 2009

			1	2	3	4
			<b>Read Luke 18: 31-34</b> Image yourself as one of the disciples hearing Jesus say these words. What would you have thought those words meant?		<b>Read Psalm 141:2</b> Write a family prayer of thanks for God's gift of Jesus!	
5	6	7	8	9	10	11
<b>Palm Sunday</b> 	<b>Read Luke 19: 45-48</b> When Jesus rode into Jerusalem he went right to the Temple. Why? What would have thought had you seen this happen?		<b>Read Luke 21:1-4</b> This event happens between Palm Sunday and Easter. Why do you think this is an important event to be recorded in the Bible?	<b>Holy Thursday</b> 	<b>Good Friday</b> 	<b>Holy Saturday</b>
12	13	14	15	16	17	18
<b>HE IS RISEN</b> 	<b>Easter Monday</b> <b>Read Luke 24:2</b> Have an egg rolling contest to symbolize how the stone was rolled away from the tomb!		<b>Read 1 Peter 1:3</b> Plant beans in a glass jar to symbolize "new life" which Jesus gives to those who believe!		<b>Read Hebrews 12:1</b> Have a race with your family and talk about what it means to run the Christian race.	
19	20	21	22	23	24	25
<b>Volunteer Appreciation</b> 	<b>Read Matthew 25:40</b> Write a thank you note to someone who has been helped you understand God's Word.		<b>Read John 14:16-19</b> Make and hang a windsock to help remember the joy we have in knowing Jesus will return!		<b>Read Song of Songs 2:11-12</b> Buy a bouquet of spring flowers to remind you the winter has passed and the spring has begun!	
26	27	28	29	30		
	<b>Read Matthew 22:37-38</b> Show love to a neighbor by doing something kind for them today.		<b>Read Psalm 119:148-149</b> Make a list of all the promises God has made beginning with sending Jesus to provide believers eternal life!			

Number the pictures in order 1-10 of Holy Week...

